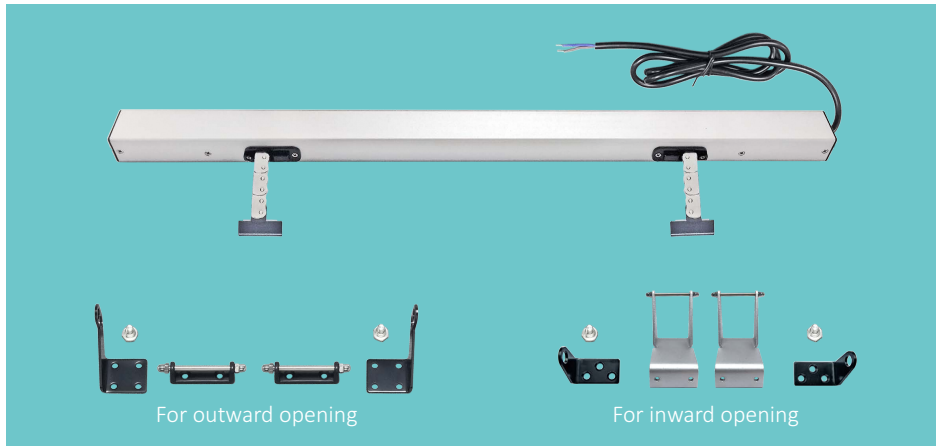


# LK-TLC Twin Large Chain Actuator



## Feature

- Working on 24VDC
- Push/Pull Force 800N
- Built-in Hall sensor and real-time synchronization module
- Electronic soft-start, soft-close and soft-stop at end of stroke control
- Sandblasted oxidative surface treatment
- Simple but delicacy design, low noise operation
- Life span 10,000 opening and closing movements
- Working temperature-20~+65 °C

## Description of product code

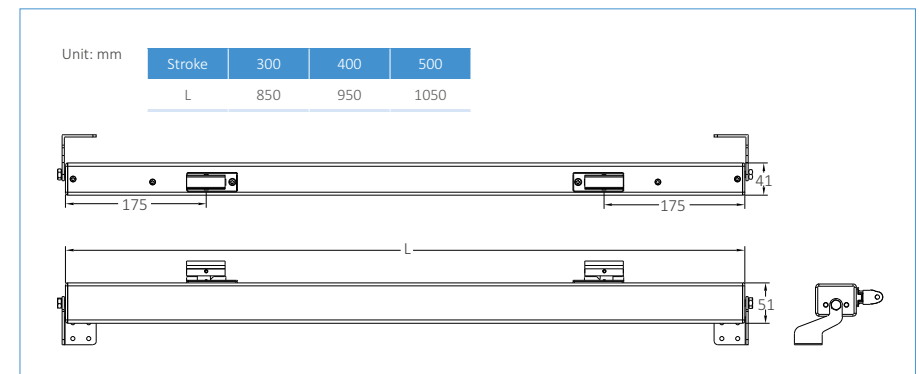
LK - TLC 300 - S - C  
 ① ② ③ ④ ⑤

| 1       | 2                | 3      | 4                   | 5                                   |
|---------|------------------|--------|---------------------|-------------------------------------|
| Brand   | Category         | Stroke | Color               | Chain material                      |
| LinkAYL | Twin Large Chain | 300mm  | S=Silver<br>B=Black | C=Carbon steel<br>S=Stainless steel |

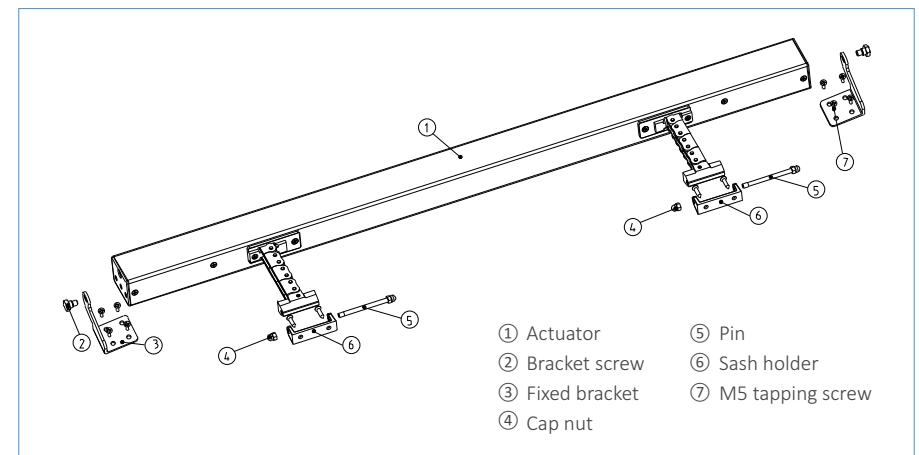
## Ordering code

| Model         | Vin   | I <sub>max</sub> | Stroke | Force | Speed | IP class | Dimension    |
|---------------|-------|------------------|--------|-------|-------|----------|--------------|
| LK-TLC300-S-C | 24VDC | 3.0A             | 300mm  | 800N  | 8mm/s | Ip32     | 51*41*850mm  |
| LK-TLC400-S-C | 24VDC | 3.0A             | 400mm  | 800N  | 8mm/s | Ip32     | 51*41*950mm  |
| LK-TLC500-S-C | 24VDC | 3.0A             | 500mm  | 800N  | 8mm/s | Ip32     | 51*41*1050mm |

## Dimension

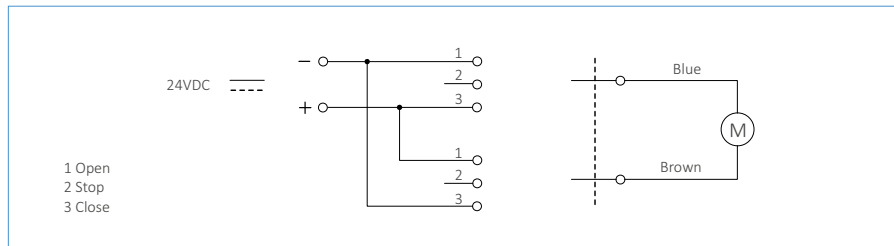


## Accessory description




# LK-TLC Twin Large Chain Actuator


## Electric wiring



## Single actuator control



## Two actuators control



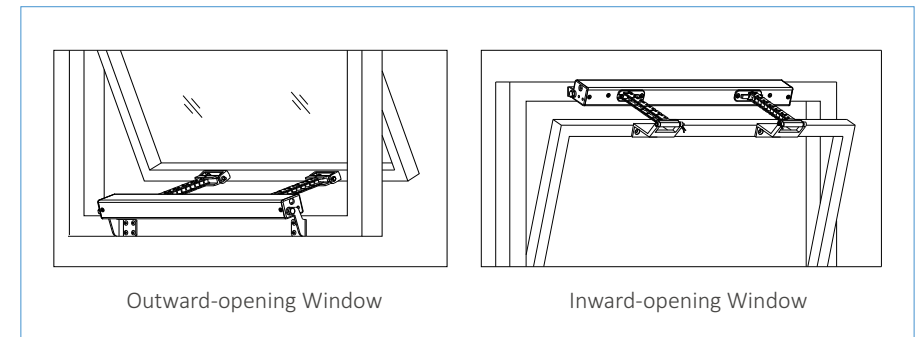
## Application

LK-TLC actuators can be used in fire smoke removal, smart home, outdoor shaded, sun room, applied to awning window, sliding sash and casement window.



## Installation

Installation of LK-TLC is flexible. It can be installed on inward-opening window or outward-opening window by suitable brackets.



## Installation notice

- The actuator must be installed by professional technician
- When installing, make sure the actuator is matching with the window
- Actuator cannot be installed outside directly
- Actuator don't have anti-pinch function, be careful when installing or using
- The power supply of LK-TLC must comply with the power of 24VDC/4A
- Between actuator and main power supply must be a switch to cut power off
- Make sure that power is off before power actuator on
- Be careful when installing, avoid the window closed accidentally causing injuries
- Do not disassemble the actuator, if unusual please contact supplier